

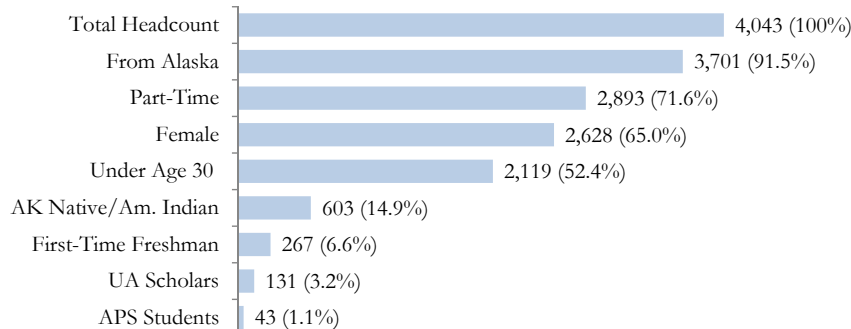


MAU Profile: UAS

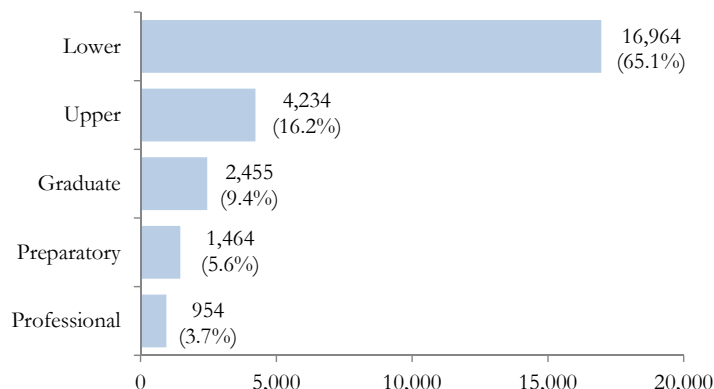


The University of Alaska Southeast (UAS) is a regional unit of the University of Alaska (UA) statewide system of higher education. Established on July 1, 1987 with the restructuring of the former University of Alaska Juneau, Ketchikan Community College, and Islands Community College (Sitka), UAS serves the residents of southeastern Alaska with campuses in Juneau, Ketchikan, and Sitka.

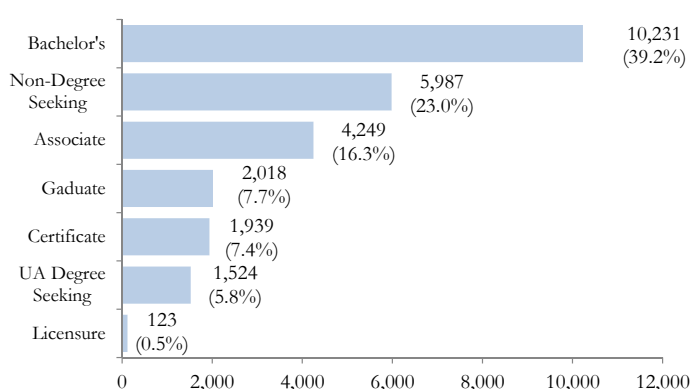
Student Profile, Fall 2011



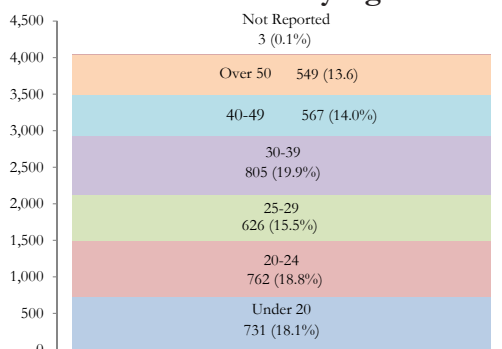
SCH by Course Level



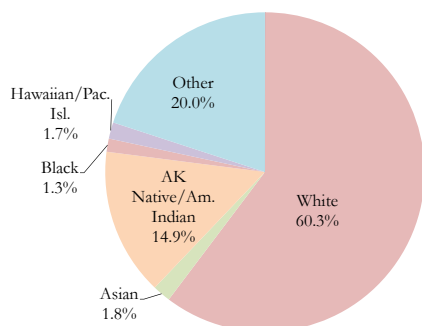
SCH by Degree-Seeking Status



Headcount by Age



Headcount by Race*



- More than 4,000 students took at least one course from UAS in fall 2011, amounting to 11.6 percent of all UA students.
- UAS enrolled 131 UA Scholars in fall 2011.
- The majority of students (71.6 percent) taking a course from UAS were enrolled part-time at the UA system level.
- Among all students enrolled in fall 2011, 14.9% were Alaska Native/Indian and a total of 19.7 percent identified themselves as ethnic minority.
- More than half of enrolled students were younger than 30. The average age in fall 2011 was 33, the oldest among the three MAUs.
- Enrollment headcount was 91.5 percent from Alaska residents, 7.7 percent from out-of-state students, and the remainder from international students.
- More than 70.0 percent of student credit hours (SCH) were delivered in lower division and preparatory level courses.

* Headcount by race is unduplicated. "Hawaii Native/Pacific Islander" was recorded as "Asian" prior to Fall 2009.

UA Scholars include any recipient who takes at least one course from the campus/MAU.

Source: Data Supplied by MAUs via UA Information Systems: Banner SI Closing Extracts FY03-FY12. Compiled by UA Institutional Research and Analysis in conjunction with campus.

Headcounts are unduplicated at the reporting level.

UAS REPORT CARD

FY11-12 Performance



**High Demand Job Area
Degrees, Certificates and
Occupational Endorsements
Awarded**



**First-Time Full Time
Baccalaureate Degree-Seeking
Freshmen Six Year
Graduation Rate**



**Student Tuition and Fee
Revenue**



**Non-credit Instructional
Units**



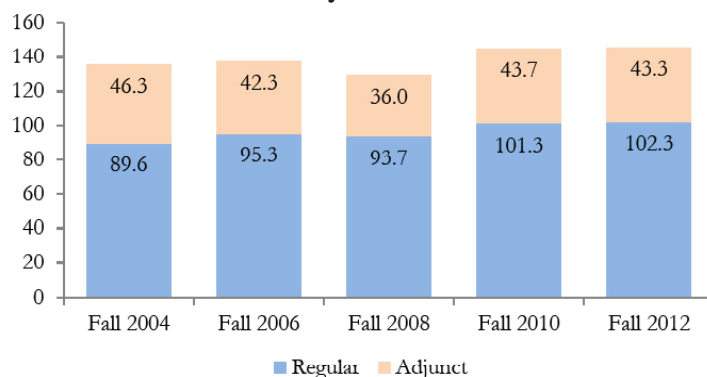
**Restricted Research
Expenditures**

The report card above provides an assessment of key performance measures, common across the University of Alaska system. These are necessary, but not sufficient, to describe the breadth and depth of UAS's efforts toward meeting the priorities set forth by the UA Board of Regents.

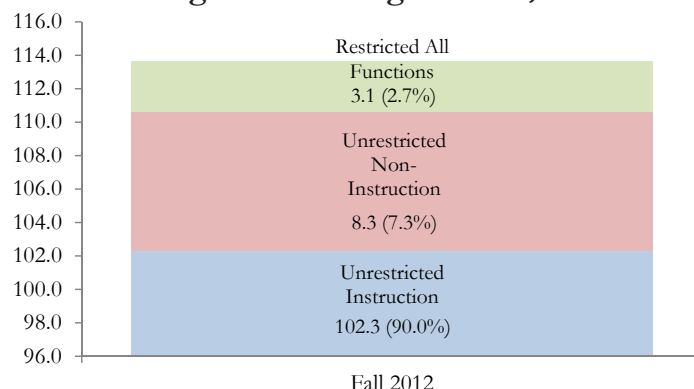
UAS has demonstrated remarkable growth in the number of high demand degrees awarded, increasing by more than 20% over FY09 and reaching an all-time high of 287 graduates. Undergraduate retention increased by almost 4 percentage points from FY09 to more than 57% in FY10. University-generated revenues increased in FY10 by 5.4% over FY09. The number of non-credit instructional units delivered increased slightly to 1,606.

UAS accounted for 54,000 student credit hours in FY10, and increase of 11.6% compared with FY09.

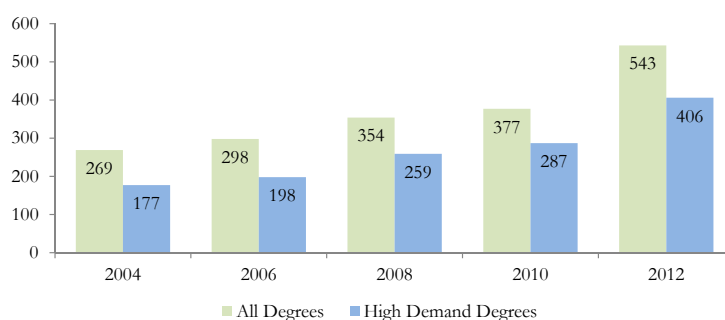
Instructional Faculty FTE, Fall 2004 - Fall 2012



Regular Faculty FTE Budgeted Funding Sources, Fall 2012



Degrees and Credentials



- UAS employed 102.3 regular, instructional faculty full-time equivalents (FTE) and 43.3 adjunct faculty FTE* in fall 2012.
- The number of regular instructional faculty FTE has grown by 14.2 percent (12.7 FTE) since fall 2003, while adjunct faculty FTE decreased by 6.5 percent (3.0 FTE*) over the same time.
- Degrees, certificates and credentials awarded by UAS more than doubled from FY04 to FY12.
- More than three-quarters of FY12 degrees were awarded in High Demand Job Area programs.

* 1 adjunct FTE=3 adjuncts